



PROJECT EMPOWER TOOLKIT

Project Empower is designed to help your council/conference meet the needs of individuals with a disability in your community. This resources toolkit will help you do just that.

How to Use this Toolkit:

Step 1:

View, share and promote the Project Empower training video at bit.ly/ProjectEmpower.


Step 2:

Share the contents of this Toolkit with your Vincentians and encourage them to fill out the Project Empower data collection forms during each home visit and submit to bit.ly/SVDPEmpowerData.

Step 3:


Sign up for Project Empower email updates and share your experiences by emailing Karen Lanter at KLanter@svdpusa.org.

Contents:




Introductory Letter

- Meeting the needs of individuals with a disability in your community.
- How Project Empower helps and what you can do.




Data Collection Form

- We are working with Saint Louis University researchers to evaluate this program.
- Data collection is an important part of the project and will be useful for your council/conference's own reporting needs.




Frequently Asked Questions

- Answers to key questions about this pilot project and Allsup.



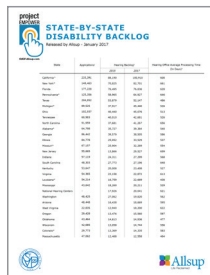
SSDI Referral/Checklist Flyer and Business Cards

- Give to individuals who may be eligible or have questions about SSDI and returning to work.



Make Your Connection Count

- A quick and easy reference to help Vincentians make appropriate referrals for SSDI assistance.



SSDI Backlog by State Flyer

- Details average hearing processing times and total pending claims by state.

To distribute these resources, download and print at SVDPusa.org/Allsup

